



---

## **Weld In Gusset Kit**

**All year Polaris RZR XP Turbo, XP1000, 1000S/ 2014+ RZR 900**

**Part #: 5501801**

**Rev. 032521**

---

**491 W. Garfield Ave., Coldwater, MI 49036 · Phone: 517-278-7768**

**E-mail: [sales-rtpro@ridefox.com](mailto:sales-rtpro@ridefox.com)**

---

### **SAFETY WARNING**

RT Pro UTV recommends this system be installed by a professional technician. In addition to these instructions, professional knowledge of disassembly/reassembly procedures and post installation checks must be known.

---

### **WHY BUY RT PRO UTV**

Great off-road driving and racing comes with having the most rugged and durable machine in the pack.


RT Pro UTV performance enhancing products will make your off-road machine stronger, tougher and safer so you can have more fun and less breakdowns.

For over a decade, RT Pro UTV staff have been taking brand new UTVs and driving them to their breaking point. When they bend, break or falter, we take them back to shop and create a fix that stops the problem from happening again.

There is no other company in the industry that puts more thought, engineering and design innovation into their products than we do. Our team is made up of off-road racers, mechanical engineers and talented fabricators who live and breathe all things motorsport. Above all, we share a passion for innovation, quality construction and getting things right.

All of our products are designed for assembly by weekend warriors with normal garage tools and the occasional spot-weld. Assembly directions are complete and thorough.

Remember, when you buy a RT Pro UTV product for your UTV, all of the parts have been designed and manufactured in the United States with U.S. steel and other high quality American components.



RTP5501801		
Part #	Description	QTY
04392	Front Upper Shock Mount Front Gusset (A)	1
04393	Lower Arm Rear Tab Upper Gusset (B)	2
04394	Front Lower Gusset (C)	2
04395	Lower Arm Front Tab Top Gusset (D)	2
04396	Lower Arm Center Tab Gusset (E)	4
04397	Upper Arm Rear Tab Top Gusset (F)	2
04398	Front Upper Shock Mount Rear Gusset (G)	2
04399	Upper Arm Rear Tab Gusset (H)	2
04400	Upper Arm Front Tab Gusset (i)	2
04401	Lower Arm Rear Tab Lower Gusset (J)	2

## FITMENT NOTES

FITS ALL YEAR XP1000, XP1000  
TURBO, RZR 1000S AND 2014+  
RZR 900 MODELS

## SPECIAL TOOLS

Welder, Grinder

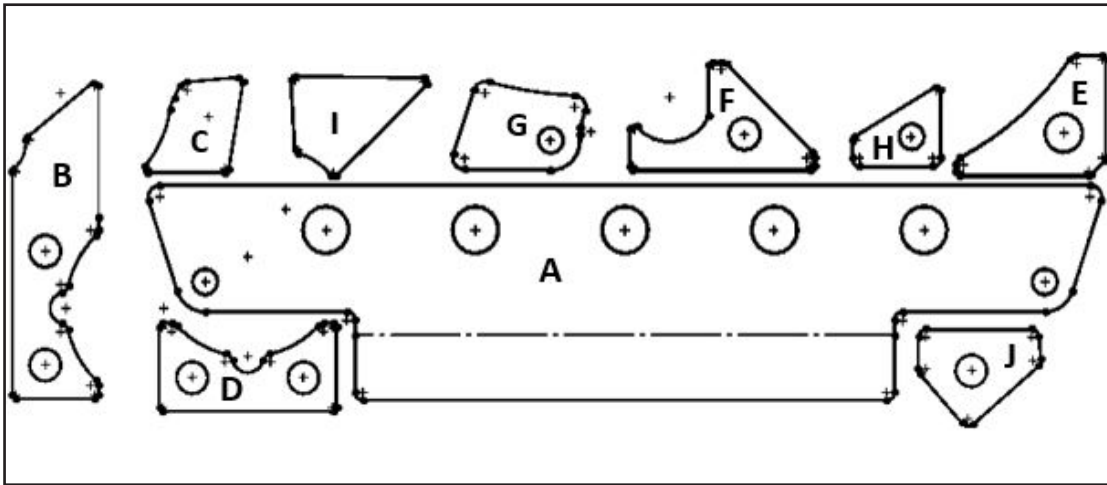
## INSTALLATION TIME

Approximately 12 hours  
HARD Difficulty

## INSTALLATION INSTRUCTIONS

1. The tear down necessary for installation depends on level of protection you can provide to plastics or other components during the welding process. We suggest tearing down your vehicle to a bare frame prior to installing the weld in gusset kit to ensure you can properly weld and paint exposed frame. For questions please refer to the service repair guide or contact your dealership for more details.
2. Once tear down is complete, hold up each gusset as shown in the following steps and mark the frame with a paint marker. Once all placement of gussets have been marked, Grind down the frame so you are able to weld the gussets to bare metal.

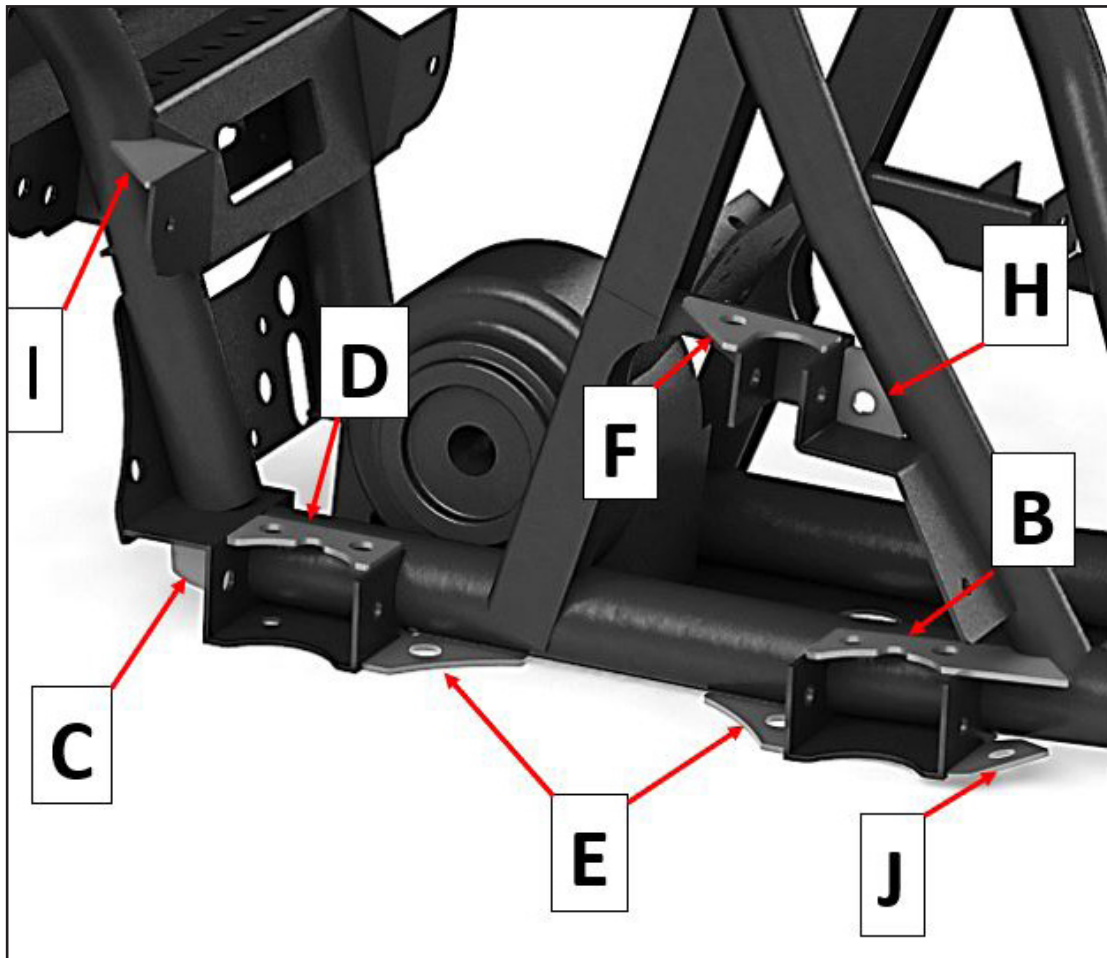
Figure 1



3. Weld the gussets labeled in Figure 1 as shown in Figure 2,3,4.

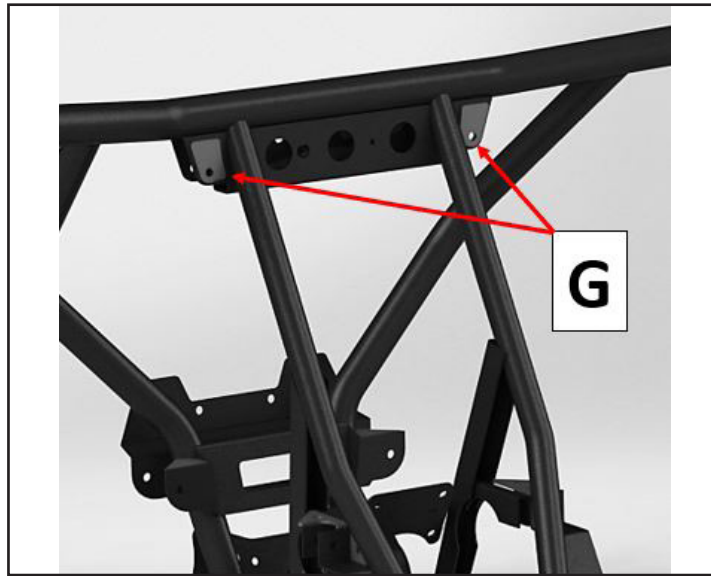
*Note: For models equipped with the front Intercooler, Gusset 'I' is optional.*

Figure 2

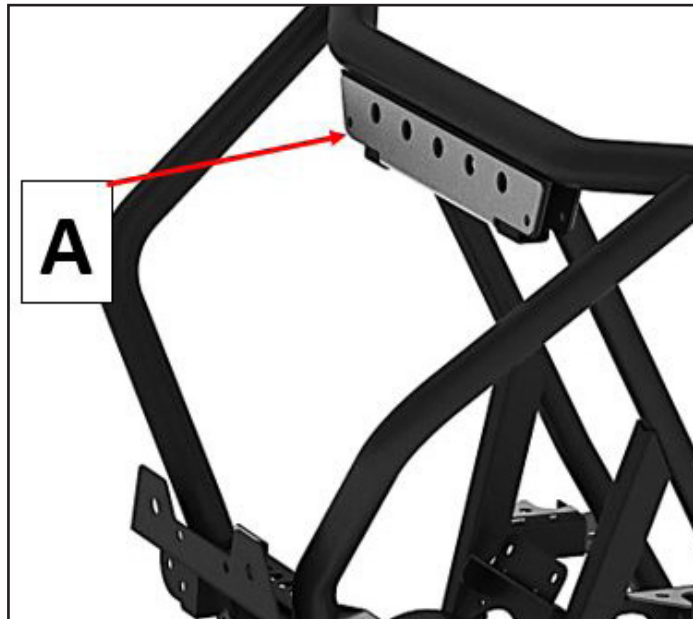


4. For upper shock mounting gussets, ensure you align holes with bolt before welding.

**Figure 3**



**Figure 4**



5. Once gussets have been welded to the frame, paint exposed metal to ensure it doesn't rust.

---

**THANK YOU FOR YOUR BUSINESS!**

For questions or additional information feel free to call and ask for tech support or email us through our website at: [rtproutv.com/contact](http://rtproutv.com/contact)



**Show Us Your Ride!**

Get a photo of your RT Pro UTV equipped vehicle and send them in for a chance to be featured in our customer gallery!